



# M18 FUEL™


DRIVEN TO OUTPERFORM.™



**POWERSTATE™**  
BRUSHLESS MOTOR



**REDLINK PLUS™**  
INTELLIGENCE



**REDLITHIUM™-ION**  
HIGH OUTPUT

**REDLITHIUM™-ION**  
BATTERY PACK

M18 FMCS66  
**M18 FUEL**  
**203MM**  
**METAL**  
**CUTTING**  
**SAW**

GENERATE  
**CORDED**  
**POWER**

**FASTER**  
THAN  
CORDED

CUTS  
**36M**  
OF DECKING  
PER CHARGE



## DRIVEN TO OUTPERFORM.

M18 FUEL is engineered for the most demanding tradesmen in the world. Delivering unrivaled performance in a compact structure, all M18 FUEL products feature three MILWAUKEE exclusive innovations - the POWERSTATE Brushless Motor, REDLITHIUM-ION Battery Pack and REDLINK PLUS Intelligence Hardware and Software - that deliver unmatched power, run-time and durability.

### M18 FUEL

#### DUAL-ACTUATED TRIGGER

Prevents accidental tool start-ups

#### OVERLOAD INDICATOR LIGHT

Turns yellow when user is pushing too hard, coaching the user to optimal cutting speed

#### TOOL-FREE REMOVABLE CHIP COLLECTOR

Provides easy metal chip removal and clean-up

#### POWERSTATE BRUSHLESS MOTOR

Generates corded power

#### M18 REDLITHIUM-ION HIGH OUTPUT 8.0AH BATTERY

#### ELECTRIC BLADE BRAKE

Stops all blades in under one second

#### TOOL-FREE ADJUSTABLE SHOE

Adjusts shoe depth for optimal cutting capacity



## ACCESSORIES



**203mm 42T  
for Metal and  
Stainless**  
48-40-4515



**203mm 50T  
for Metal and  
Stainless**  
48-40-4520




**203mm 58T  
for Aluminum**  
48-40-4345

# M18 FUEL 203MM METAL CUTTING SAW

## GENERATES CORDED POWER

### INCREASED PRODUCTIVITY



MILWAUKEE  
M18 FUEL


STANDARD  
METAL  
CUTTING SAW

- Ability to cut through tougher, thicker metals
- Power to cold cut thick metals, with no cords or hoses



## FASTER THAN CORDED

### FASTER CUTS



- Faster cutting than corded



## CUTS 36M OF DECKING PER CHARGE

### LESS DOWN TIME



- Cuts 36m of decking per charge




## SPECIFICATIONS

DESCRIPTION	SPECIFICATIONS
No load speed	0-4,000 rpm
Blade diameter	203 mm
Arbor size	15.87 mm
Max. cutting depth	66 mm

DESCRIPTION	SPECIFICATIONS	
Max. cutting capacity	Steel plate	25 mm
	Angle iron	63.5 x 63.5 x 6.35 mm
	Metal pipe	ø 50 mm
	Sections	66 mm
Weight (w/8.0Ah battery)	6.9 kg	





## MILWAUKEE TOOL

Milwaukee Electric Tool Corporation  
BROOKFIELD, WI 53005  
USA

Tel: +1 (262) 781-3600 • Fax: +1 (262) 790-6333

Milwaukee Asia Office  
29/F, Tower 2, Kowloon Commerce Centre,  
51 Kwai Cheong Road, Kwai Chung, Hong Kong  
Tel: +852-2492-2181 • Fax: +852-2490-4778

Distributed by:

29/06/2020

All data incl. service and warranty conditions as well as product range are subject to change without notice.  
Pictures not binding. No liability for printing errors or mistakes. © 2020 Milwaukee Electric Tool Corporation.  
All trademarks are owned by Techtronic Cordless GP unless otherwise stated.

[www.milwaukeetool.asia](http://www.milwaukeetool.asia)